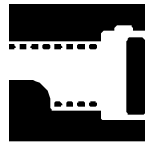


Point of View



Newsletter of the McLean Photography Club



President's Message

Bill Prosser

Well, I believe we are off to a good start. We have had two informative, but different style, programs. Now that you have learned to photograph glass, why don't you get out and practice your skills. Improving your craftsmanship requires you to practice it.

This month we will have our first competition. We have one of the best judges in the area, Jim Steele. I have known Jim for at least 25 years. He is a superb B&W photographer. But more important for us, he is an superb dissector of images. I guarantee you will learn a great deal about photography if you listen to his comments. Please participate in the competition. We all gain from each other's efforts. A SPECIAL NOTE TO NOVICES: You should not be intimidated by competitions. Their main purpose is to educate and help you develop your ability to take pleasing images. I also know from experience that I learn more from participation than observing from the side-line.

Remember, you may not participate in competitions unless you have paid your dues. As of the publication of this newsletter, only about half of the expected membership has paid their dues. Please send a check to Sue Teunis (3306 N. Columbus Street, Arlington, 22207) or call her at (703) 536-9873 to make arrangements to bring a check to the meeting.

We have six new members. Welcome to : Sylvia Feund, Otto Raggambi, Punit Sinha, Bob Neff, Patrice Guilnard, and Madeleine Guilemar. Please try to say "hello" to them at the next meeting.

If you are interested in having club members comment on your images, we have a critique website: <http://www.pbase.com/mpcva>. If you wish to participate it is pretty simple. The first step is to visit the site, or get the password from me so that you can upload images. Please participate. Everyone will benefit.



Don't forget to vote November 2.

November's is Competition Month

Margaret Huddy, Competitions

We will have our first competition of the year on November 10. It will begin at 7:30 pm, but as usual, we will have a meet-and-greet session beforehand at 7:00 pm. Please come early with your competition prints so we can have them ready for judging.

Jim Steele is a photographer and master craftsman of the photographic image working primarily in black and white. Influenced by the work of Ansel Adams and Edward Weston, Steele communicates his own unique style and distinctive vision. He works in both traditional and digital media.

Steele has a studio at the Torpedo Factory Art Center and is a member of the Multiple Exposures Gallery. He is on the Board of Directors of the Arts Council of Fairfax County (Co-Chair of the Visual Arts) and the Art League. Steele is also a member of the Northern Virginia Photographic Society. He has work in many corporate and private collections and has received Photographer-of-the-Year award six times from the Northern Virginia Photographic Society. He frequently lectures on the subject of fine black and white printing.

He is also a guest lecturer in portrait and people photography at Georgetown University and teaches at the Art League School, Photoworks at Glen Echo, and the Smithsonian Institution.

Contents

- Page 2** - Upcoming NOVACC Activities.
- Page 3** - Meadowlark Report; Panorama Image; Sponsors.
- Page 4** - Cleaning your CCD; For Sale Items; Sponsor.
- Page 5** - Focal Length and Aperture; Sponsor.
- Page 6** - Competition Rules; MPC Holiday Party Announcement; Sponsor.
- Page 7** - Sponsors.
- Page 8** - Directions to Monthly Meeting; Exec. Board Contacts.



MPC's Quick-Look October Calendar

Program: Competition, **Nov. 10 (Wed)**, 7:30 pm. (7:00 pm meet & greet) at McLean Community Center.

Upcoming Activities

For the Northern Virginia Alliance of Camera Clubs (NOVACC)

The "Alliance" is an informal organization started in the spring of 1997 by Joseph Miller with the assistance of Dave Carter and Ed Funk. Its purpose is to promote communication and cooperation among camera clubs. Each Virginia member club agrees to publish in its newsletter a calendar of open events for the current month held at other Virginia member clubs. Check out the NOVACC site at <http://www.nvps.org/NOVACC.html>.

(As a member of the McLean Photography Club, you may attend any of the activities listed below.

If you plan to attend an event, it may be best to verify its time and place beforehand.

The information on this page has not been verified.)

Loudoun Photography Club

Contact: Lisa Carlson at (703) 725-2931 or LoudounPhotoClub@cox.net. **Website:** <http://www.loudounphoto.com>.

Meetings are held at 7:00 pm at the Ashburn Library, 43316 Hay Road, Ashburn, Va. on the 1st and 3rd Tuesdays.

Program: Digital Travel Photography, Bill Prosser, **Nov. 2 (Tue)**.

Competition: Abstracts and Patterns Competition with Neil Steinberg judging, **Nov. 16 (Tue)**.

Field Trip: Selling Photos at Shows and Online with Michael O'Brien of O'Brien Photography, **Nov. 14 (Sun)**, 3:00 pm, his booth at Northern Virginia Christmas Market at Dulles Expo Center in Chantilly, VA.

Manassas Warrenton Camera Club

Contact: Andrew Jezioro (703) 361-8542 or ajeziro@comcast.net. **Website:** <http://www.mwcc-photo.org>.

Meetings are held at 7:30 pm, Manassas City Hall, Old Town Manassas.

Program: **Nov. 4 (Thur)**, William (Bill) Moriarty – "The Macro Eye." Bill teaches in Fairfax County and the program will consist of close-ups of flowers and abstracts.

Competition: **Nov. 8 (Thur)**, Open.

Field Trip: Snow Geese at Bombay Hook NWR in Delaware **Nov. 20th** with a rain date of Dec. 4th. We will carpool from the Manassas Court House, time TBD.

McLean Photography Club

Contact: William Prosser at (703) 821-2670 or prosserwm@aol.com. **Website:** <http://www.mcleanphoto.org>.

Meetings are held at 7:30 pm (meet & greet at 7:00 pm), McLean Community Center.

Competition: **Nov. 10 (Wed)**, Jim Steele, judge.

Northern Virginia Photographic Society

Contact: Carl Zelman at (703) 404-4769 or reston@aol.com. **Website:** <http://www.nvps.org>.

Meeting are held at 7:45 pm at Dunn Loring Fire Station, 2148 Gallows Rd. Dunn Loring, Va.

Program: **Nov. 2 (Tue)**.

Competition: **Nov. 16 (Tue)**. Theme is Portraiture. Judge Dona Jones.

Field Trip: **Nov. 11 (Thur)**. Graves Mountain, VA. Meet in front of Circuit City store at Tysons Corner at 7:00 am to carpool and caravan. Contact Ralph Edwards, ralphsedwards@comcast.net or (703) 878-2882

Forum: **Nov. 23 (Tue)**. Josh Taylor, Photographing Flowers & Gardens. Members Gallery: Kristy Campbell will show slides.

Reston Photographic Society

Contact: Jim Schlett at (703) 476-6538 or rpschair2@leagueofrestonartists.org.

Website: <http://www.leagueofrestonartists.org/>.

Meetings are held at 7:30 pm at RCC Hunters Woods, rooms 3 & 4.

Program: **Nov. 15 (Mon)**, at 7:00 pm, RPS will host **Elliot Stern of ACE Photo** and his colleagues for the second in a series of presentations about the state of digital photography, including the Nikon Capture System, Olympus Studio System E-1, and the new Canon 20D System, as well as workflow management for digital photographers. The meeting will be held at the Reston Community Center, Hunters Woods, 2310 Colts Neck Road, Reston, to the rear of the Safeway parking lot area.

Exhibition: The RPS's Judged Exhibition, judged by Josh Taylor, will be on view in the Jo Ann Rose Gallery at the Reston Community Center, Lake Anne through Oct. It's a don't-miss exhibition of current photography.

Vienna Photographic Society

Contact: Dave Biehler at (703) 533-8318 or DABiehler@aol.com; Warren Standley at (703) 979-3838 or VPSEditor@verizon.net. **Website:** <http://www.safeport.com/vps>.

Meetings are held on the 1st and 3rd Wed. at 7:30 pm in the main lecture hall of the Thoreau Middle School, 2505 Cedar Lane, Vienna, VA.

Program: **Nov. 3 (Wed)**, 7:30 pm; Frank Van Riper, well-known Washington area photographer, journalist, and author.

Competition: **Nov 17 (Wed)**, 7:30 pm; judge Robert Hyman, well-known photographer, mountaineer and explorer.

Field Trip: **Nov. 5-7 (Fri-Sun)**, "Lewes, Delaware, the First Town in the First State," a two-night trip to photo-explore Lewes, Cape Henlopen SP, Prime Hook NWR, and environs. Contact Bill Kyburz at wkyburz@cox.net or (703) 517-9568.

The Editors would like to thank **McLeanCopy** for printing this newsletter. For quality printing at very reasonable prices, contact Gregory Lehr, (703) 827-5734 or glehr@mclean-copy.com.

[MEADOWLARK EXHIBIT REPORT](#)

On Sunday, September 26th, representatives from the Alliance of Camera Clubs met to discuss the third annual Meadowlark Nature Photography Exhibition scheduled for March 11-13, 2005. Check out the show's website for full details: <http://www.meadowlarkphotoexhibit.com/>. This site will be periodically updated with the latest information. One of the most essential and difficult tasks is to find sponsors willing to contribute cash. Meadowlark will again cover the costs of the Friday night Sponsors Reception and the harpist on Saturday night, but the rest is up to us. Ideas from the membership will be greatly appreciated. My E-mail: tonyhath@aol.com. We need your nature shots!!!!!!! Tony Hathaway

Gooseneck State Park—Panorama by Bill Prosser



The place for ALL your Imaging Needs...



NEW-
Upload and Order your prints
from home ONLINE.

DIGITAL PRINTS from the INTERNET
Prints from Digital Camera Media
Video transfers to DVD
Collage/Yearbook/Announcements
Prints from Prints
Photo CD's
35mm, APS, 120/220 Film Processing and Printing
Scanning/Photo Restoration/Manipulation
Passport Photos

www.yourimagecenter.com

Our professionals take pride in turning your moments into photographic quality images...

Langley Photo and Digital
1364 Chain Bridge Road
Mclean, VA 22101
703-790-9300
(Near Three Pigs BBQ)

 **Kodak**
image center solutions

Palisades Photo and Digital
4885 MacArthur Blvd.
Washington D.C. 20007
202-357-6500

Tips on Cleaning Your CCD

by Gary Oddi

If you have a digital SLR, you will eventually want to clean off the dust that tends to accumulate on the camera's CCD. You basically use a swab with a couple drops of Eclipse fluid. I came to this point a few weeks after getting my Nikon D70.

You can tell if you have any of these dust bunnies by taking a picture of a blue sky with the camera set at a small aperture, such as f/22. You might have to put the camera on manual focus to snap the picture. Then, view the image in your image editing software at 100% or greater. It also helps to see the dust better by running Auto Levels on the image.

I first tried using the expensive, but recommended, Sensor Swabs (<http://www.photosol.com/swabproduct.htm>.) But after using 5 Sensor Swabs (\$4 each), I still had dust spots on my CCD. After examining one of the Sensor Swabs, I saw that it is like a Q-tip wrapped with its special cloth. When you swipe the CCD, the pressure seems to be applied in the center of the swab, mostly where the Q-tip area is. The cloth area beyond the Q-tip area seems to just float over the CCD. After using the first Sensor Swab, I even found more of dust than I originally had. Then the next 4 Sensor Swab just seemed to push the dust around. I finally wrapped one of the Sensor Swabs with a cheaper Pec-Pad, \$.07 each,

(<http://www.photosol.com/pecpadproduct.htm>) and it did much better. However, Photosol does not recommend using the Pec Pads on CCDs. The cloth that comes with the Sensor Swabs are supposed to be somewhat less abrasive than the Pec Pad cloths. Many professionals have used Pec Pads to clean CCDs for years so I am not too worried about using them. So then I need a better, and cheap, tool to wrap a Pec-Pad around to do the cleaning.

I learned that a 3-inch artist's plastic pallet knife, which can be found at Michael's art/crafts store would work well. It is \$0.49, and is marked "LOEW-CORNELL 19B" on one side of the handle and "CHINA" on the other. If you cut the blade off in the right place, it is almost exactly 14mm wide. I sanded mine to a V-shaped taper, which made it a little more flexible, but rigid enough to do the job. Be sure to thoroughly clean any residue from the knife after you reshape and sand it, or it will be deposited on the sensor. Here is a picture of the plastic knife. →



I wrapped a Pec Pad around the tip of the palette knife and put a drop or two of the Eclipse fluid on cloth's edge, on each side. I used scotch tape to secure the pad. I use a single wipe in one longitudinal direction, then one in the return direction, without lifting or turning the knife around. This allows a clean side of the cloth to swipe in the return direction. Always use a new, clean Pec Pad section for any subsequent swipes. This is a very close approximation of the system used by Thom Hogan in his "Wendy's Plastic Knife" technique described at <http://www.bythom.com/cleaning.htm>. This palette knife is close to the Wendy's knife functionally, but seems to require less reshaping.

If you don't want to fiddly going to Michaels to buy the pallet knife and reshape it, you can also try out the SensorSwipe device for around \$9. You can get these at http://www.pbase.com/copperhill/ccd_cleaning and also get their cleaning instructions/comments from other users and a good method of wrapping the cloth on whichever device you use for cleaning the dust off of your CCD. I have found the Eclipse fluid, Pec Pads and Sensor Swabs in our local camera stores.

For Sale

- Nikon F100, excellent condition, like new. Used very little, \$850.
- Bogen Tripod, heavy duty. Too heavy for me. \$100 or best offer.
- Minox EC, worlds smallest camera. \$250.00.
- Tokina Doubler, \$75.
- Iomega Foto Show, Digital Image Center, \$50.

Call Lucille Renola, (703) 920-7788, or email: LRenola@aol.com.

Nikon Camera Package For Sale

Nikon N90s body (w/ grid screen); Nikon 24-120mm f3.5-5.6D AF lens w/ UV filter; Nikon SB26 AF flash; Nikon lens hood HB11; original boxes & manuals. Magic Lantern books on the N90s and SB26AF flash and more. Original price \$2,100. For sale for \$890. All in excellent condition. Call Gary Oddi at (703) 437-8316 or goddi@erols.com.

McLean Photo Lab

McLean's First One-Hour Photo Lab

Tel: (703) 448-7627
or (703) 356-6570
Fax: (703) 448-7668

**10% discount for
MPC members**

1320 Old Chain Bridge Road, McLean, VA 22101

For Quality Services, all done in-house (since 1975)

- *One Hour Quality Photo Processing and Color Prints
- *Black & White Processing and Prints
- *Enlargements from Negatives, Slides, Prints & Digital Files
- *Copy Negatives, Internegatives & Slide Duplication
- *Slides from Prints, Negatives, Transparencies & Digital Files
- *Slides - E-6 Processing, Kodak Services, Medium Format
- *Viewgraph & Display Transparencies

Website: <http://www.McLeanPhotolab.com>

- *Photo Restoration, Poster Prints, Postcards
- *Photo on Images, CD's, Diskettes, & Zip Drives
- *PowerPoint Slides
- *Personalized Greeting Cards
- *Pictures on T's, Sweatshirts, Aprons & Mouse Pads
- *Video Duplication, Movies, Slides & Prints to Video Tape
- *Instant & Digital Passport, Visa & Immigration Pictures

E-mail: mcphoto@hotmail.com

Focal Length and Aperture

Have you ever wondered how a 32mm lens and a 320mm lens at f8.0 can expose film or a sensor with the same amount of light, even though one is much longer than the other?

We know the meanings of aperture and focal length. An f-stop number of f8.0 means an aperture whose diameter is (f) divided by 8 where f is the focal length of the lens in use. Another thing to remember is that smaller the f-stop, the larger the aperture, and the larger the f-stop, the smaller the aperture. The lens focal length is the distance from the lens surface to the focal point where the light rays converge.

Consider two different focal length lenses: a 32mm and a 320mm. Now let us see what really happens to the aperture at f8.0.

While the f-stop, f8.0, is identical, using the explanation above, we can say that the actual size (diameter) of the aperture will be different. The actual size of the aperture for the 32mm lens at f8.0 is 4mm (32 divided by 8 is 4) while the actual size of the aperture of a 320mm lens at f8.0 is 40mm (320 divided by 8 is 40).

The actual sizes of the apertures are not the same. Yet, we say that the amount of light striking the film or sensor at f8.0 is the same. The explanation is very simple. The 320mm lens is longer than the 32mm lens. Technically, *"Intensity of light is inversely proportional to the square of the distance it travels"*. In simpler terms, the more distance the light travels, the less intense it becomes. So the light at the end of the longer lens is less intense than the light at the end of the shorter lens. Hence, for a 320mm lens, even though the size of the aperture at f8.0 is larger as compared to the 32mm lens at f8.0, the amount of light exposing the film or the sensor is identical.

So now we know that f8.0, or any f-stop for that matter, will always allow the same amount of light to expose the film or sensor, even if we change the focal length of the lens.

If you have any questions on the mathematics of this article, you may contact Punit Sinha at sinha_punit@rediffmail.com.

DIGITAL IMAGING SUPPLIES	CUSTOM PHOTO LAB ON PREMISES WE BUY, SELL & TRADE USED EQUIPMENT	1 HOUR PHOTO LAB
WE SELL & SERVICE ALL MAJOR BRANDS DARKROOM SUPPLIES & EQUIPMENT CAMERAS, BINOCULARS CAMERA REPAIRS DIGITAL PHOTOGRAPHY SPECIALISTS		1 HOUR COLOR PROCESSING. 120 AND 220 2 HOUR E6 SLIDE AND B&W. SLIDE DUPLICATION DIGITAL/COMPUTER IMAGING SLIDES FROM POWER POINT PRESENTATIONS DIGITAL PHOTO RESTORATION PHOTOS 42 INCHES UP TO 50 FEET LONG ARCHIVAL
	 DOMINION CAMERA Since 1969	   
PASSPORT PHOTOS IN 5 MINUTES	- SE HABLA ESPAÑOL - DominionCamera.com	703-532-6700 Mon.-Fri. 9am-7pm Sat. 9am-6pm
112 W. Broad St. Falls Church, Va. (Corner Of Lee Hwy @ Rt 7)		SALES & SERVICE

McLean Photography Club's RULES OF COMPETITION

General Provisions

- A) Periodic competitions will be held in the categories of monochrome prints, color prints, and slides.
- B) Only McLean Photography Club members are eligible to compete.
- C) Topics may be assigned.
- D) A single image can only be entered in one category in a given competition year.
- E) Members may enter as many as 6 images with no more than 3 images in any one category.

Categories

- A) Monochrome Prints—All prints must be mounted and must be 5 x 7 or larger.
- B) Color Prints—All prints must be mounted and must be 5 x 7 or larger.
- C) Slides— A dot or other mark must be placed in the lower left corner of the mount as the slide is held in a normal viewing position (see below).

Classes of Competition

- A) There will be a Novice and an Advanced Class for each category.
- B) Any member may elect to enter the Advance Class. Upon doing so, however, the member becomes permanently ineligible to compete in the Novice Class in that category.
- C) Within a given category, members are automatically promoted to Advanced if, during any previous club year, they place 1st, 2nd or 3rd on three or more occasions.

Awards

In each class of each category, the following awards will be made:

- A) Two (2) or three (3) entries: 1st place.
- B) Four (4) or five (5) entries: 1st and 2nd place.
- C) Six (6) or more entries: 25% of all entries will be given awards, from which 1st, 2nd and 3rd Places will be chosen. The remaining award winners will receive Honorable Mentions
- D) No awards will be shared.
- E) Judges must make all awards specified by these rules.

Margaret Huddy, Vice President, Competition



Competition Dates!!!

November 10, 2004

February 9, 2005

May 11, 2005

Mark your slides correctly for competition!



As viewed correctly



As loaded into the projector

Mark dot here

Mark dot here

Mark each slide in the same manner whether it is mounted in portrait or in landscape mode.

Party Time!



What: The MPC Holiday Party at Lucille Renola's home.

When: Dec. 4th (Sat), 7:00 p.m.

Where: 1519 S. 23rd Street, Arlington, VA., (703) 920-7788.

DIRECTIONS- 1: From McLean, take the GEORGE WASHINGTON MEMORIAL PKY towards DC 2: Take the exit toward I-395 S. 0.12 miles 3: Merge onto WASHINGTON BLVD/ VA-27 S toward I-395 S/ WASHINGTON BLVD/ PENTAGON. (1.18 miles) 4: Turn SLIGHT LEFT to take the I-395 S ramp toward RIDGE RD/ RICHMOND. (0.16 miles) 5: Take the ramp toward RIDGE RD. (0.16 miles) 6: Turn SLIGHT LEFT to take the RIDGE RD ramp. (0.24 miles) 7: Turn RIGHT onto S ARLINGTON RIDGE RD. (0.51 miles) 8: Turn RIGHT onto 23RD ST S. (house is 9th house on the right).

OR- Take I-66 towards DC. Exit onto 10 towards the Pentagon. Stay to the left after passing the Pentagon and get on Jefferson Davis, Rt. 1 south. Take a right on 23 street to her house.

Bring your spouse, friend or guest!!!! Don't miss this fantastic social gathering. It is a great opportunity to meet your fellow photographers. Please bring your favorite dish for the buffet. If you have not signed-up or notified Lucille what you are bringing, please do. Drinks will be served, but feel free to bring some too.

To help identify Lucille's house, look for a lighted-Santa in her window.

Don't miss this fantastic social gathering.



Many thanks to our sponsors...



A meeting place in McLean for artists and other professionals:

Breakfast & Lunch

(8:30 am-6 pm, except Sunday)



* Coffee Roasted Daily



*Made-to-Order Sandwiches & Salads

*French Pastries & Baguettes (baked on premises.)

Evening Wine Bar & Hors d'oeuvres

(Until 9 pm Tues. -Sat.)



You've tried the rest, now

Try the Best!



Salona Village-opposite Safeway Int'l.

1327 Chain Bridge Rd., McLean VA 22101 (Tel: 703 734-9082)


Café Tatti

Since 1981

A real French bistro in the heart of McLean

6627 Old Dominion Drive, McLean, VA
For Reservations: (703) 790-5164

Intimate Dining Room
Fine Cuisine
Excellent Wine Cellar
Cocktails
Knowledgeable Service



The Washingtonian
"The Best of McLean"

See us on the web at:

<http://www.CafeTatti.com>



MOTOPHOTO

The best place for pictures....*guaranteed!*®

The best place in McLean for all your digital and traditional photo imaging needs.

Digitally advanced laser technology gives unprecedented sharpness, color and quality. We inspect each photo for optimal correction before it is printed. Unbelievable quality from digital media, slides or print-to-print.

Save all year with **ClubMOTO**®

Chain Bridge Corner in McLean
6819 Redmond Drive, McLean, VA 22101

Tel: (571) 633-0375

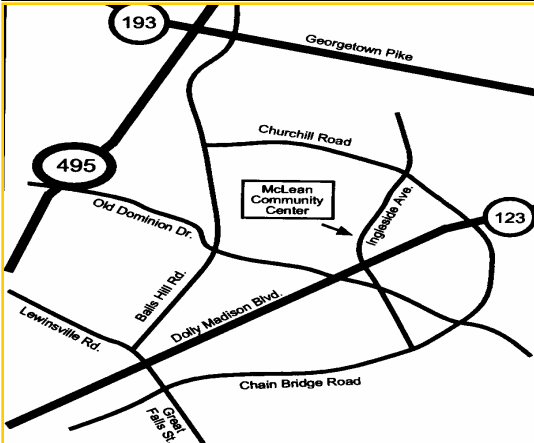
Between Giant and Greenberry Café



MPC meetings are held on the second Wed. of each month from Sept. through June, at the McLean Community Center, 1234 Ingleside Ave. Meet & greet from 7:00–7:30 pm. Programs start at 7:30 pm.

Directions: The McLean Community Center can be reached from the major intersection of Old Dominion Dr. and Dolly Madison Blvd. (Rt. 123). Go east one block to Ingleside Ave. & turn left.

Visitors are always welcome!



See our web site at:
<http://www.mcleanphoto.org>

McLean Photography Club's Executive Board

Elected Officers

President	Bill Prosser	(703) 821-2670	prosserwm@aol.com
Vice-President	Minnie Gallman	(703) 356-0865	pggallman@erols.com
Treasurer	Sue Teunis	(703) 536-9873	sueteu56@aol.com

Appointed Board Members

Programs	Mona Smith	(703) 442-8029	mwriter123@yahoo.com
Competitions	Margaret Huddy	(703) 356-2363	mthuddy@aol.com
Membership	Sue Teunis	(703) 536-9873	sueteu56@aol.com
Newsletter Editor	Gary Oddi & Bill Prosser	(703) 437-8316	goddi@erols.com
Members' Gallery	Rosemarie Bowie & Minnie Gallman	(703) 821-2670	prosserwm@aol.com
	Minnie Gallman	(703) 356-0865	pggallman@erols.com
Meadowlark Exhibit	Tony Hathaway	(703) 281-9127	tonyhath@aol.com
Webmaster	Bruce Copping	(703) 264-8873	becopping@cox.net
Sponsors	Bill Prosser	(703) 821-2670	prosserwm@aol.com
Publicity	Rosemarie Bowie	(703) 522-0648	rbowie@bonzai.net
Hospitality	Lucille Renola	(703) 920-7788	LRenola@aol.com
Workshops	Vacant	-	-
Field Trips	Vacant	-	-
Technical Advisor	Dave Clem	(703) 356-8699	clempix@dc.net
Technical Advisor	Bill Prosser	(703) 821-2670	prosserwm@aol.com

Annual dues are \$25 for individuals and families; \$10 for full time students.

**DEADLINE FOR MATERIAL FOR
DECEMBER'S NEWSLETTER IS
NOVEMBER 15th**
(the sooner the better)



Gary Oddi
Newsletter Co-Editor
McLean Photography Club
11891 Fawn Ridge Lane
Reston, VA 20194



Reminder:
"If the shoe fits, wear it"



Yoo hoo! Yoo hoo!
Yes, I mean you.
Your dues are due.
Send them to Sue,
PDQ. Thanks.

All members are invited to send photography related articles, tips, quotations, and/or technical or artistic questions to be included in the Newsletter. Contributions should reach the editor no later than the 15th of the month prior to the month of publication.

E-mail, US mail or call either co-editor, Gary Oddi or Bill Prosser, if you have submissions or questions.

**Address Correction
Requested**