


Point of View



Newsletter of the McLean Photography Club



President's Message

Bill Prosser

I believe the Meadowlark exhibit was very well done and successful. We have many people in our club and other clubs to thank for its success. First and foremost, Tony Hathaway was unstinting in his enthusiasm and effort to make sure that MPC participation was full and effective. THANK YOU, TONY, for a job well done. Other members also donated their time and helped with organization and operation of the exhibit: Sue Teunis, Minnie Gallman, Carole Ratner, Rosemarie Bowie, Punit Sinha, Son Nguyen, Mona Smith, Susan Isakson, and yours truly. Thanks, all (I hope I haven't neglected anyone).

Almost 2,000 people visited the exhibit over the weekend. MPC had 37 entrees juried into the show. We received four Sponsor Awards—Susan Isakson, "Balancing Act" (Kodak); Tony Hathaway, "Great Falls" (Penn Camera); and Bill Prosser, "Sand Trails" (Tony Sweet) and "Red Maple Leaves" (Linda Richardson). Members sold at least three prints.

Let me remind you about our critique website: <http://www.pbase.com/mpcva>. It is receiving very little action. If you would like to use it and/or have tried and had difficulties, please contact me.

March Program: "Shooting Nature in Our Back Yards" by Wayne Wolfersberger

The Washington DC area is awash with terrific natural habitats that lend themselves for great nature photography. Wayne will help us learn more about our options. He will explore some techniques for maximizing your photography in your own backyard and then concentrate on the great variety of places in Fairfax County. He will cover many of Fairfax County Parks and a few of the state and US parks as well. You may be surprised to learn of some of these hidden gems that are literally right in your own back yard.

Wayne was born and grew up in DC area. He worked for commercial photographer before graduation from U. Md. He Worked for Fish & Wildlife Service as research biologist and the US Navy during Viet Nam as a photographer. He taught in Fairfax Co. H.S. as biology and earth science. He also photographed weddings and sold photographic images at craft shows over the years while teaching. In 1998, he started working during the summers for U.S. Park Service as ranger – first in Shenandoah (1 year) and then in Yellowstone (6 years). He has taught photography courses for Fairfax County Adult Ed for 7 years (basic photography and nature photography). In recent years, his photos have been published magazines, calendars, and post cards.

2005 Northern Short Course (NSC) in Photojournalism

You are invited to join other photojournalist enthusiasts in Reston, Virginia, March 10-12, for three days of education and inspiration from some of the leading photojournalists in the country. To learn more about this conference, the most up-to-date conference information is listed on the NSC web site: <http://www.northernshortcourse.com>. On the NSC site, you'll find a Registration form and the Photo Contest rules. NSC has a Thursday-Friday schedule jammed with hands-on seminars and workshop sessions, designed to touch up old skills, or learn new ones. Just a few of our offerings include: Adobe Photoshop, Location Lighting, Color Management, Nikon New Product Update, Portrait & Studio Lighting, Business Practices, The Stunning Bill Eppridge, Photojournalists in the War Zone, Photo Management, Picture Editing & Page Design, Sports Photography, Getting A Job, and Ethics in Photojournalism. There's even a session on Starting Your Own Web Site. They have Portfolio Reviews on Thursday and Friday nights, a Trade Show and Reception with a roomful of your favorite vendors and manufacturers on Friday and Saturday, and the NSC Photo Contest Awards banquet Saturday night. If you have questions not covered by the website, contact Bill Auth (202) 955-2445.

Contents

- Page 2** - Upcoming NOVACC Activities.
- Page 3** - Photography Tip; Sponsor.
- Page 4** - Meadowlark Report; Graphic Designer and Newsletter Editor Needed; Sponsor.
- Page 5** - Competition Results; Photographer Needed; Photography Tip.
- Page 6** - Digital Darkroom; Costco's Print Profiles; Sponsor.
- Page 7** - Sponsors.
- Page 8** - Directions to Monthly Meeting; Exec. Board Contacts.



MPC's Quick-Look February Calendar

Program: Mar. 9 (Wed), "Shooting Nature in Our Own Backyard." Meet & Greet, 7:00 pm. Meeting starts at 7:30 pm.

Upcoming Activities For the Northern Virginia Alliance of Camera Clubs (NOVACC)

The "Alliance" is an informal organization started in the spring of 1997 by Joseph Miller with the assistance of Dave Carter and Ed Funk. Its purpose is to promote communication and cooperation among camera clubs. Each Virginia member club agrees to publish in its newsletter a calendar of open events for the current month held at other Virginia member clubs. Check out the NOVACC site at <http://www.nvps.org/NOVACC.html>.

(As a member of the McLean Photography Club, you may attend any of the activities listed below. If you plan to attend an event, it may be best to verify its time and place beforehand. The information on this page has not been verified.)

Loudoun Photography Club

Contact: Lisa Duncan at (703) 725-2931 or LoudounPhotoClub@cox.net. **Website:** <http://www.loudounphoto.org>. Meetings are held on the 1st Tue. at 7:00 pm at the Ashburn Library, 43316 Hay Road, Ashburn, Va., or as indicated.

Program: Mar. 1 (Tue), Ashburn Library, 7:00-8:45 pm, Bill Folsom on "Digital Photography."

Competition: Mar. 15 (Tue), Eastern Loudoun Regional Library, 7:00-8:45 pm, "Macro and Close Up Photography" with Steve Uzzell judging.

Manassas Warrenton Camera Club

Contact: Andrew Jezioro (703) 361-8542 or ajeziro@comcast.net. **Website:** <http://www.mwcc-photo.org>. Meetings are held on the 1st and 3rd Thur. at 7:30 pm, Manassas City Hall, Old Town Manassas, or as indicated.

No Activities Reported

McLean Photography Club

Contact: William Prosser at (703) 821-2670 or prosserwm@aol.com. **Website:** <http://www.mcleanphoto.org>.

Meetings are held on the 2nd Wed. at 7:30 pm (meet & greet at 7:00 pm), McLean Community Center, or as indicated.

Program: Mar. 9 (Wed); "Shooting Nature in Our Backyards" by Wayne Wolfersberger.

Northern Virginia Photographic Society

Contact: Carl Zelman at (703) 404-4769 or reston@aol.com. **Website:** <http://www.nvps.org>.

Meetings are held at 7:45 pm at Dunn Loring Fire Station, 2148 Gallows Rd., Dunn Loring, Va.

Program: Mar. 1 (Tue), E. David Luria. "Photographic Opportunities in the Washington DC area."

Competition: Mar. 15 (Tue), Judge John Nuhn. Theme is "Patterns in Nature."

Forum: Mar. 22 (Tue), Cory Hilz. "The Intimate Landscape." Members Gallery. Diane Williams will display prints and Paul Simmons will show slides.

Field Trip: Mar. 30 (Wed.) Cherry Blossoms at the Tidal Basin. Meet at 5:45 am at the Tidal Basin. Contact Ralph Edwards at ralphsedwards@comcast.net, or (703) 878-2882.

Reston Photographic Society

Contact: Jim Schlett at (703) 476-6538 or rpschair2@leagueofrestonartists.org

Website: <http://www.leagueofrestonartists.org/>.

Meetings are held at 7:30 pm at RCC Hunters Woods, rooms 3 & 4.

No Activities Reported

Vienna Photographic Society

Contact: Dave Biehler at (703) 533-8318 or DABiehler@aol.com; Warren Standley at (703) 979-3838 or VPSEditor@verizon.net.

Website: <http://www.viennaphotographicsociety.org>. **(Please notice the new website address)**

Meetings are held on the 1st and 3rd Wed. at 7:30 pm in the main lecture hall of the Thoreau Middle School, 2505 Cedar Lane, Vienna, VA.

Program: Mar. 2 (Wed), at 7:30 pm – Chip Clark presenting "Cave Photography."

Competition: Mar. 16 (Wed), at 7:30 pm – open (no assigned topic) competition with judge Don North. For thirty years, Don North has combined the skills of journalist, spokesman, media consultant, video/ film cameraman and producer, public relations strategist, and media trainer in a wide variety of international forums, and has had a distinguished career in journalism, including Vietnam, the Middle East, Afghanistan, Bosnia, etc.

Member Forum: Mar. 30 (Wed), at 7:30 pm - peer critique of member prints; presentation/demonstration on "Workflow and Management of Your Digital Images"; demonstration of the use of a graphics tablet with, e.g., Adobe Photoshop.

The Editors would like to thank **McLeanCopy** for printing this newsletter free of charge. For quality printing at very reasonable prices, contact Gregory Lehr, (703) 827-5734 or glehr@mclean-copy.com.

Photography/Photoshop Tip: Montage Effects

by Bill Prosser

If you would like to give a glowing effect to a slide or digital print, you might want to try this technique that I learned from Andre Gallant and Freeman Paterson. Tony Sweet also teaches this method for slide photography. The technique requires you to use a tripod and take two identical images, but with different focuses and apertures. For both slide exposures you over-expose by a stop or stop and a half. The first slide is taken with proper focus using a large f-stop, small aperture like f 22. The second slide is taken slightly out of focus and with a low f-stop, large aperture like f 2.8. You create your slide montage by taking the developed film positives out of their mounts, registering them and placing the sandwich back in one of the mounts. You will get a glowing rendition of the picture, like the lily on the right below; instead of the straight, properly

exposed lily picture on the left below. If you want to create this effect in Photoshop or Photo Elements, you take a properly exposed image like the lily on the left and duplicate its layer. You change the blending mode to Lighten for the upper layer. You then blur that layer with Gaussian Blur. Use a Radius of a large number of pixels, like 10 to 50 pixels. You get different effects with different blending modes. I often use Darken, Multiply, Soft Light. Experiment.



The place for ALL your Imaging Needs...



NEW.
Upload and Order your prints
from home ONLINE.

DIGITAL PRINTS from the INTERNET

Prints from Digital Camera Media

Video transfers to DVD

Collage/Yearbook/Announcements

Prints from Prints

Photo CD's

35mm, APS, 120/220 Film Processing and Printing

Scanning/Photo Restoration/Manipulation

Passport Photos

www.yourimagecenter.com

Our professionals take pride in turning your moments into photographic quality images...

Langley Photo and Digital
1364 Chain Bridge Road
Mclean, VA 22101
703-790-9300
(Near Three Pigs BBQ)

Kodak
image center solutions

Palisades Photo and Digital
4885 MacArthur Blvd.
Washington D.C. 20007
202-357-6500

Meadowlark Photography Exhibition Judge's Report

by Joe Miller

The Third Annual Meadowlark Photography Exhibition was a beautiful event and the six clubs in the Northern Virginia Alliance of Camera Clubs should be extremely proud. Out of a total 676 images submitted by members, 239 were juried into this year's show. As the number and quality of photographs increases every year competition becomes even keener. None of the 113 photographers who entered their work should feel disappointed as space considerations imposed a stricter selection process. There were more larger-sized prints submitted this year, but larger is not necessarily better. Some images can be more appealing in a smaller format, and larger formats show up flaws such as soft focus. Moreover, larger images require more display space in the exhibition. Fortunately, very few images were signed on the mat or on the print as one could consider a signature to be the hand of man. Matting was decidedly better this year than in prior years.

The wonderful images on display portrayed nature as only a photograph can, i.e., as a moment in time -- the flight of a bird, mist on a river, a pretty flower, a wild animal, a lovely landscape, a sunrise or sunset over mountains, etc. But nature is more than a moment in time; nature is also about life cycles with every living thing having a beginning and an end. The image I chose for Best in Show, "Lacey Grape Leaf" by Pat MacVeagh of the Vienna Photographic Society, went beyond a moment in time and spoke to how living things in nature grow and over time fade and eventually die.

The principle reason for my rejecting images was lack of sharpness, more apparent in larger print sizes. No matter how technically advanced one's equipment may be, to photograph good landscapes serious photographers should make use of a tripod, focus accurately, and stop the lens down in order to achieve appropriate depth of field. I also found distracting and competing backgrounds to be a problem in some images.

This was the Third Annual event at Meadowlark in which all six Alliance Clubs have participated, and each successive year has been better than the last. Overall quality has improved and 18 more photographers entered this year than last, resulting in more good images than table space would allow. This year 32 images sold as compared to 19 last year. Given all the work by so many people connected with this prestigious event, it seems a shame that the Meadowlark Exhibition lasts only two days.


It was an honor for me to be a part of this 2005 Exhibition. I had the most rewarding job of all because I had the opportunity to carefully view and admire all 676 prints.

(Joe Miller is willing to meet with people whose pictures he rejected to talk about his reasons for rejection. If you entered images that judged out of the show and would like to know more about why, please contact Tony Hathaway for possible dates to meet with Joe.)

MPC is Looking for a Graphic or Website Designers and a Newsletter Editor

The club is looking for someone to redesign our website masthead and make suggestions to improve the overall visual design of the website: <http://www.mcleanphoto.org>. If you are interested and believe you have graphic art and/or website design skills, contact: Bill Prosser, Tony Hathaway, or Bruce Copping. If you have questions about the website, contact Bruce at (703) 264-8873 or bcopping@gmail.com.

For the **Newsletter Editor** position, we can start training you now so you can pickup as Editor in the next season. All you need is a PC and we will provide the software and all the help you need to get started. If you have any interest or have questions, please contact Bill Prosser or Gary Oddi.



McLean Photo Lab

McLean's First One-Hour Photo Lab

Tel: (703) 448-7627
or (703) 356-6570
Fax: (703) 448-7668

**10% discount for
MPC members**

1320 Old Chain Bridge Road, McLean, VA 22101

For Quality Services, all done in-house (since 1975)

- *One Hour Quality Photo Processing and Color Prints
- *Black & White Processing and Prints
- *Enlargements from Negatives, Slides, Prints & Digital Files
- *Copy Negatives, Internegatives & Slide Duplication
- *Slides from Prints, Negatives, Transparencies & Digital Files
- *Slides - E-6 Processing, Kodak Services, Medium Format
- *Viewgraph & Display Transparencies

Website: <http://www.McLeanPhotolab.com>

- *Photo Restoration, Poster Prints, Postcards
- *Photo on Images, CD's, Diskettes, & Zip Drives
- *PowerPoint Slides
- *Personalized Greeting Cards
- *Pictures on T's, Sweatshirts, Aprons & Mouse Pads
- *Video Duplication, Movies, Slides & Prints to Video Tape
- *Instant & Digital Passport, Visa & Immigration Pictures

E-mail: mclphoto@hotmail.com

Competition Results

Judge: Andy Klein

NOVICE COLOR PRINTS

- | | |
|----------------|---------------------------|
| 1. Punit Sinha | Venice Beach, Los Angeles |
| 2. Punit Sinha | Sunrise, Grand Canyon |

ADVANCED MONOCHROME

- | | |
|------------------|--------------------|
| 1. Susan Isakson | Marsh Island |
| 2. Susan Isakson | Lowland Gorilla |
| 3. Iver Cooper | Checkerboard Cubes |

ADVANCED COLOR PRINTS

- | | |
|--------------------|-------------------|
| 1. Tony Hathaway | Tree Vortex |
| 2. Susan Isakson | Summer Cosmos |
| 3. Tony Hathaway | Great Falls |
| HM Carole Ratner | Meadowlark Bridge |
| HM Rosemarie Bowie | Arizona Juniper |
| HM Minnie Gallman | Fall Morning |
| HM Iver Cooper | Cat Frontation |

ADVANCED SLIDES

- | | |
|-------------------|--------------------|
| 1. Susan Teunis | Drop of Golden Sun |
| 2. Margaret Huddy | Tunisian Doorway |
| 3. Minnie Gallman | Pergamon |

Photographer Needed

From: Matt Brown, MABrown@Anteon.com

What I need is someone to cover my race weekends from a photographic perspective as I continue to pursue my racing dreams. Likely the two weekends they would be able to attend would be those at Summit Point Raceway (links are on my website).

I would require 5 photos (or if they are digital hopefully up to a max of 10) from each race weekend I drive at on this circuit. I am willing to provide a Silver level Sponsorship package (I can discuss details with anyone who may be interested) in return for this service. I will also cover gas expenses and entry fees into the racing circuit for the weekend.

The photographer would get credit on my website for all work, as well as coverage in my newsletters to sponsors/family/friends and a brief mention on my local radio spots that will run late next year in the Washington, D.C. market. I need photos for my site and to provide my other sponsors with photos to display in their offices etc, so if they use "digital" I would need the ability and permission to create prints for my sponsors.

My website is <http://www.mbracingonline.com> - I will be more than happy to discuss any questions that may arise, and I am very excited about working with someone who is willing to take on this challenge.

Matt Brown, MB Racing
cell: (571) 334-6913
home: (703) 922-2806

The Ordinary and the Typical

Seeking out things to photograph!

So much travel is directed toward the sight, the wonders that attract visitors to far-off destinations, that we as photographers often neglect the ordinary and typical elements of locations, especially in our photographs. Yet these are the very images that will recall a place most vividly. Think in terms of the typical architecture of the region, rather than the one-of-a-kind structure: the brownstones of New York City rather than the Empire State Building; the canal houses of Venice, rather than the cathedral of San Marco.

Think in terms of typical activities: sitting in a cafe, riding the local means of transportation, shopping, celebrating feast days and festivals of the region. Think in terms of typical people doing everyday things: vendors selling their wares, crafts-people at work, people relaxing or engaged in ordinary chores. All these make wonderful photographic subjects, which show the texture of life in the place you're visiting.

*reprinted from an old Popular Photography Magazine
 (Courtesy of NVPS "Fotofax", February 2005)*

The Light's Right Studio

Digital Darkroom

There are many web sites out there that provide Photoshop tips and tricks. Here is one that has some pretty good how to's, tips and tutorials. This site has recently come up with a very good tutorial called "Get Your Dodging and Burning

Under Control."

You can check out the main site at <http://www.thelightsrightstudio.com/>. The Dodging & Burning video can be found at <http://www.thelightsrightstudio.com/DigitalDarkroom/Tutorials.htm>.



Costco Has Profiles

Costco uses Dry Creek Photo's profiles with their printers. You can find specific profiles for a Costco close to you that will apply to specific types of papers. There is a wealth of information at this site:

http://costco.internetimagingnetwork.com/costco/POW-costco/printer_profiles_1.jsp

Here is a sampling of what you will find at this site:

Profile Usage

Profiles are simply look-up tables that describe the properties of a [color space](#). They define the most saturated colors available in a color space; i.e. the bluest blue or deepest black your printer can produce. If you don't have a profile, the trio of Red, Green, and Blue values (or CMYK) that make up a color have no particular meaning — you can say something is blue, but not exactly which shade of blue. Accurate profiles are the key to a color managed workflow. With accurate monitor and printer profiles, your prints will closely match what you see on your monitor. Without profiles, you need to rely on trial and error combined with good old-fashioned guessing.

Using profiles is simple; for information on generating monitor profiles, see our [Monitor calibration](#) page. Photoshop versions 6.0 and later automatically display everything using your monitor profile. When printing or soft proofing, you can select any applicable profile. If you have accurate monitor and printer profiles, Photoshop's soft proofing can give a remarkably accurate preview of how your printed image will look. If you have a camera or scanner profile, you can eliminate much of the corrections within Photoshop.

Let's review a basic color managed work flow. For a version directed towards Fuji Frontier and Noritsu digital printers, [check here](#). This assumes you have monitor and printer profiles. Many cameras and scanners produce files that are tagged as having a standard editing space color profile such as sRGB, Adobe RGB, or Wide Gamut RGB. If you take the time to actually profile the device, you will find that although the color gamut may be close to the editing space, it is not an exact match. If you have an accurate camera or scanner profile, correcting your images will be much easier. The following assumes you are using Photoshop version 6.0 or later. If not, save yourself hours of frustration and get the upgrade!

The Costco and Dry Creek Photo sites have information about Color Management, Profiles, Color Space, Monitor Calibration and much more.

DIGITAL IMAGING SUPPLIES

CUSTOM PHOTO LAB ON PREMISES

WE BUY, SELL & TRADE USED EQUIPMENT

1 HOUR PHOTO LAB

WE SELL & SERVICE ALL MAJOR BRANDS

DARKROOM SUPPLIES & EQUIPMENT

CAMERAS, BINOCULARS

CAMERA REPAIRS

DIGITAL PHOTOGRAPHY SPECIALISTS

1 HOUR COLOR PROCESSING. 120 AND 220

2 HOUR E6 SLIDE AND B&W. SLIDE DUPLICATION

DIGITAL/COMPUTER IMAGING

SLIDES FROM POWER POINT PRESENTATIONS

DIGITAL PHOTO RESTORATION

PHOTOS 42 INCHES UP TO 50 FEET LONG

ARCHIVAL

DOMINION CAMERA

Since 1969

PASSPORT PHOTOS IN 5 MINUTES

- SE HABLA ESPAÑOL -

DominionCamera.com

703-532-6700

Mon.-Fri.
9am-7pm

Sat.
9am-6pm

SALES & SERVICE

112 W. Broad St. Falls Church, Va.
(Corner Of Lee Hwy @ Rt 7)

Many thanks to our sponsors...



A meeting place in McLean for artists and other professionals:

Breakfast & Lunch

(8:30 am-6 pm, except Sunday)



* Coffee Roasted Daily



*Made-to-Order Sandwiches & Salads

*French Pastries & Baguettes (baked on premises.)

Evening Wine Bar & Hors d'oeuvres planned



You've tried the rest, now
Try the Best!



Salona Village-opposite Safeway Int'l.

1327 Chain Bridge Rd., McLean VA 22101 (Tel: 703 734-9082)


Café Tatti

Since 1981

A real French bistro in the heart of McLean

6627 Old Dominion Drive, McLean, VA
For Reservations: (703) 790-5164

Intimate Dining Room
Fine Cuisine
Excellent Wine Cellar
Cocktails
Knowledgeable Service



The Washingtonian
"The Best of McLean"

See us on the web at:

<http://www.CafeTatti.com>



MOTOPHOTO

The best place for pictures....*guaranteed!*[®]

The best place in McLean for all your digital and traditional photo imaging needs.

Digitally advanced laser technology gives unprecedented sharpness, color and quality. We inspect each photo for optimal correction before it is printed. Unbelievable quality from digital media, slides or print-to-print.

Save all year with **ClubMOTO**[®]

Chain Bridge Corner in McLean
6819 Redmond Drive, McLean, VA 22101

Tel: (571) 633-0375

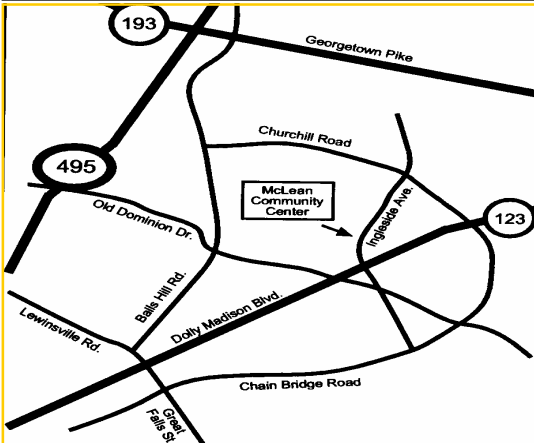
Between Giant and Greenberry Café



MPC meetings are held on the second Wed. of each month from Sept. through June, at the McLean Community Center, 1234 Ingleside Ave. Meet & greet from 7:00–7:30 pm. Programs start at 7:30 pm.

Directions: The McLean Community Center can be reached from the major intersection of Old Dominion Dr. and Dolly Madison Blvd. (Rt. 123). Go east one block to Ingleside Ave. & turn left.

Visitors are always welcome!



See our web site at:
<http://www.mcleanphoto.org>

McLean Photography Club's Executive Board

Elected Officers


President	Bill Prosser	(703) 821-2670	prosserwm@aol.com
Vice-President	Minnie Gallman	(703) 356-0865	pggallman@verizon.net
Treasurer	Sue Teunis	(703) 536-9873	sueteu56@aol.com

Appointed Board Members

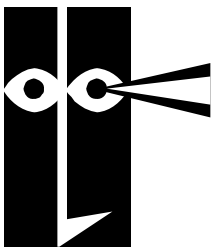
Programs	Mona Smith	(703) 442-8029	mwriter123@yahoo.com
Competitions	Margaret Huddy	(703) 356-2363	mthuddy@aol.com
Membership	Sue Teunis	(703) 536-9873	sueteu56@aol.com
Newsletter Editors	Gary Oddi &	(703) 437-8316	goddi@erols.com
	Bill Prosser	(703) 821-2670	prosserwm@aol.com
Members' Gallery	Rosemarie Bowie &	(703) 522-0648	rbowie@bonzai.net
	Minnie Gallman	(703) 356-0865	pggallman@verizon.net
Meadowlark Exhibit	Tony Hathaway	(703) 281-9127	tonyhath@cox.net
Webmaster	Bruce Copping	(703) 264-8873	bcopping@gmail.com
Sponsors	Bill Prosser	(703) 821-2670	prosserwm@aol.com
Publicity	Rosemarie Bowie	(703) 522-0648	rbowie@bonzai.net
Hospitality	Lucille Renola	(703) 920-7788	lrenola@aol.com
Workshops	Vacant	-	-
Field Trips	Vacant	-	-
Technical Advisor	Dave Clem	(703) 356-8699	clempix@dc.net
Technical Advisor	Bill Prosser	(703) 821-2670	prosserwm@aol.com

Annual dues are \$25 for individuals and families; \$10 for full time students.

**DEADLINE FOR MATERIAL FOR
APRIL'S NEWSLETTER IS
MARCH 15th**
(the sooner the better)



Gary Oddi
Newsletter Co-Editor
McLean Photography Club
11891 Fawn Ridge Lane
Reston, VA 20194



All members are invited to send photography related articles, tips, quotations, and/or technical or artistic questions to be included in the Newsletter. Contributions should reach the editor no later than the 15th of the month prior to the month of publication.

E-mail, US mail or call either co-editor, Gary Oddi or Bill Prosser, if you have submissions or questions.

**Address Correction
Requested**